


QUICKTRACK AUDIO TRANSFORMERS

FEATURES

www.protechaudio.com

- **Direct Barrier Connections**
- **Single Screw Mounting**
- **No Need To Lug Wires**
- **Excellent Specifications**
- **Five Models**



The Protech Audio Models 98102, 98103, 98104, 98105, and 98106 Quicktrack Audio Transformers are high quality audio transformers packaged to facilitate quick installation. The unique transformer-direct-to-barrier construction eliminates one of the most common problems encountered while using impedance matching audio transformers. How to mount them? This design approach saves substantial time and money, and reduces errors in all types of installations.

Each termination point in the transformer is brought out to a separate barrier screw. The barrier screw is assembled with a hold down plate. In order to terminate a wire, the technician simply strips the wire, places the stripped end under the corresponding hold down plate, and tightens the screw. Each barrier screw is clearly marked with a number. This number corresponds to the transformer schematic termination point.

The Quicktrack mounting extrusion simplifies the actual mounting of the assembly, into the equipment rack. One machine screw set, is all that is required to mount the assembly. The printed circuit

board with the barrier terminal and audio transformer, slips out of the extrusion to allow easy access to the mounting hole. Extrusions are available in 19" lengths.

The impedance values of the five models are:

Model 98102 = 600/600

Model 98103 = 150/600

Model 98104 = 600/10K

Model 98105 = 10K/10K

Model 98106 = 75/600

In addition, the split primary or split secondary windings allow these transformers to serve well in certain combining or splitting applications.

The specifications of each transformer are comparable to most high quality audio transformers being manufactured today. Each coil assembly is wrapped in a proprietary EMI/RFI shielding copper tape. This tape produces shielding performance approximately 5dB better than other commonly used tapes.

We at Protech Audio believe these five audio transformers will be helpful, cost-saving tools, for the audio technician. For additional information, or applications assistance, contact:

SALES ENGINEERING

AUDIO TRANSFORMERS

PROTECH[®]

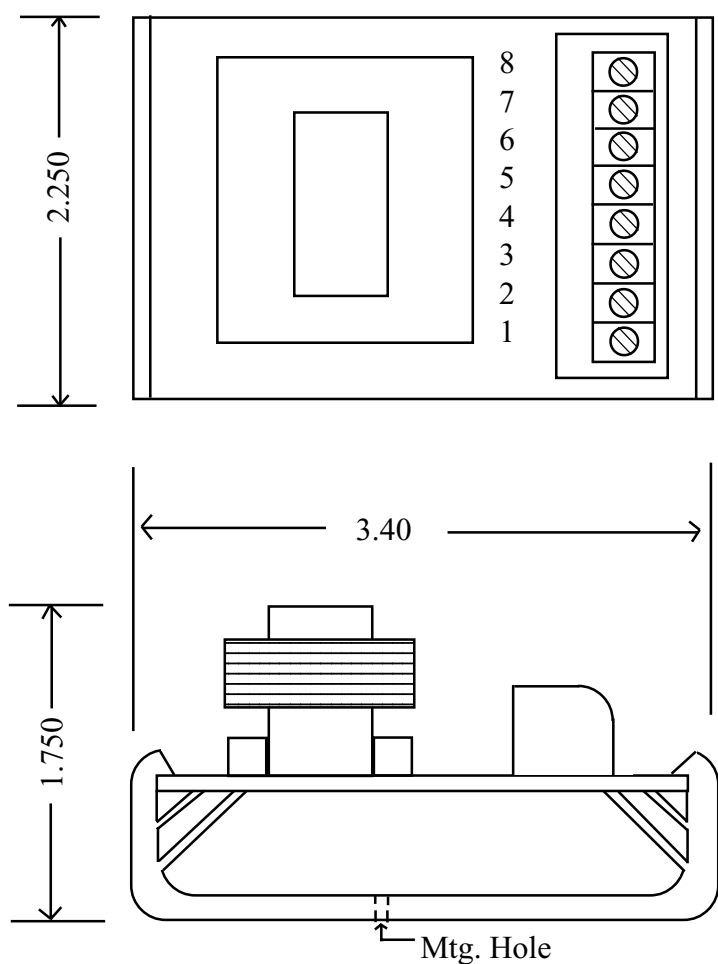
Engineering Data 1/06

AUDIO TRANSFORMERS

SPECIFICATIONS

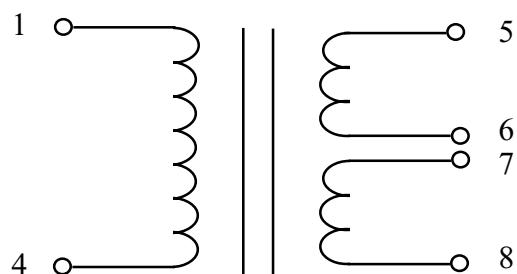
Model	Impedance Ratio Pri.-Sec.	Maximum Input Level	Typical THD% Below Saturation 20 Hz/ 1 KHz	Frequency Response dB Ref. 1 KHz 30Hz To 20KHz	Application
98102	600/600	+24dB	0.140/0.060	-0.00/+0.75	Line In, Line Out
98103	150/600	+24dB	0.140/0.100	-0.00/+0.10	Low Z In, Line Out
98104	600/10K	+18dB	0.300/0.100	-1.00/+0.00	Line/Line, Line 70V
98105	10K/10K	+24dB	0.120/0.080	-0.00/+0.60	Line In, Line Out
98106	75/600	+20dB	0.250/0.080	-0.75/+0.00	Amplifier/Line

MECHANICAL

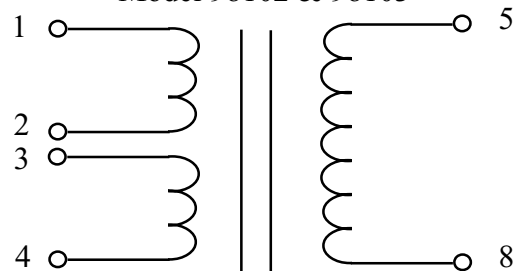


SCHEMATIC

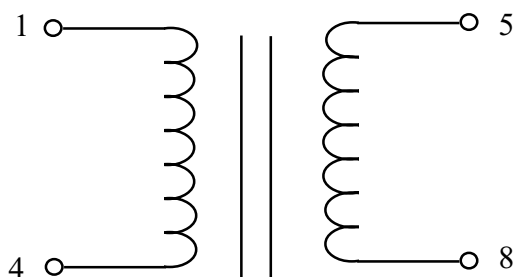
Model 98105 & 98106



Model 98102 & 98103



Model 98104



PROTECH®

Protech Audio Corporation
PO Box 597, 192 Cedar River Road
Indian Lake, New York 12842
Voice 518-648-6410 Fax 518-648-6395
Web - www.protechaudio.com