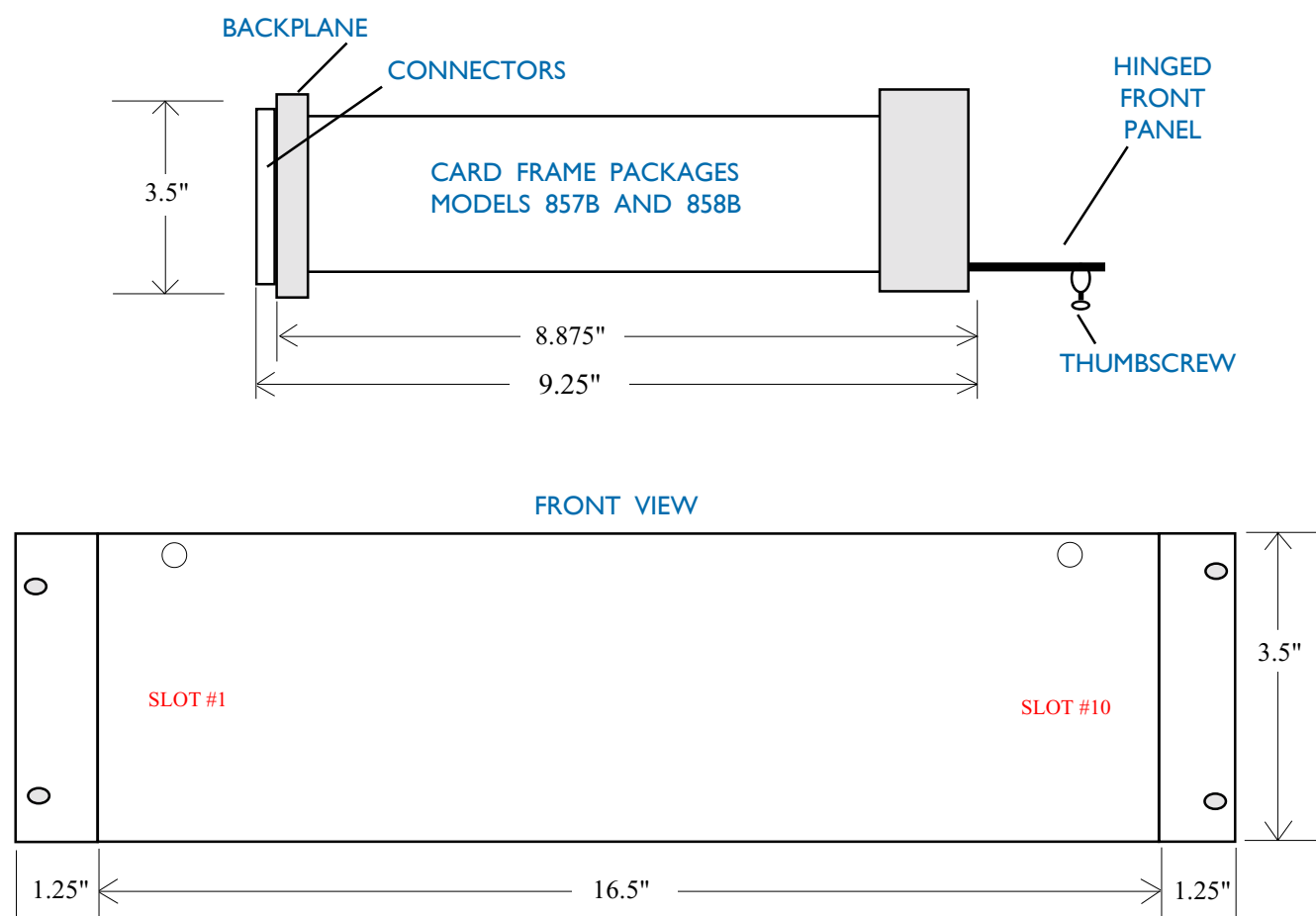


# INTEGRA III SYSTEM CARD FRAME PACKAGES

## Mechanical Drawings



# CARD FRAME PACKAGES INTEGRA III SYSTEM



[www.protechaudio.com](http://www.protechaudio.com)

- Backplane Assembly Buses Power & Grounds.
- UL Recognized Power Supply On Self-Powered Model.
- All Steel Wrap-Around Chassis for Maximum Shielding.
- Hinged, Brushed Aluminum Front Panel, No Blank Panels Required.
- Externally Powered Model For Use With Power Amplifiers, or Large Systems.
- All Connections Made Via Easy-To-Use Euro-Style Connectors (No Lugging Required).

## Architect's & Engineer's Specifications

The card frame assembly shall have all steel wrap around construction. The frame shall be designed to mount in a standard 19" EIA rack, and require no more than 3.5" of vertical rack space. It shall be capable of accepting up to 10 audio modules.

The backplane assembly shall be constructed as a one piece printed circuit board assembly. It shall be designed to mount to the rear of the rack mount card frame, and accept external DC power.

The backplane assembly shall buss power supply voltages and ground to all card slots, and bring the card termination points out to screw type Euro-style connectors. The backplane assembly shall allow each plug-in card to be unplugged from the front of the card frame, without requiring disconnection of any wires.

The card frame assembly shall be PROTECH AUDIO Model 857B

The card frame assembly shall have all steel wrap around construction. The frame shall be designed to mount in a standard 19" EIA rack, and require no more than 3.5" of vertical rack space. It shall be capable of accepting 1 power supply regulator module and 9 additional modules. The power supply shall be a UL recognized unit. It shall prevent the AC field from entering the chassis. The additional regulator module shall have DC voltage indicators and fusing.

The backplane assembly shall buss power supply voltages and ground to all card slots, and bring the card termination points out to screw type Euro-style connectors. The backplane assembly shall allow each plug-in card to be unplugged from the front of the card frame, without requiring disconnection of any wires.

The card frame package shall be PROTECH AUDIO Model 858B

The INTEGRA III SYSTEM Card Frame Packages are designed to provide fast, easy installation of all modules in the system.

The card frame package Model 858B will accommodate 9 plug-in audio modules and the plug-in power supply module. The unit incorporates a UL recognized power supply. It is recommended for smaller systems, or systems having modules mounted in multiple locations or racks. Due to the power supply current rating, systems using multiple power amplifier cards should use the companion Model 857B card frame package. The 858B backplane busses power supply voltages, and ground to all card slots, and provides capture type Euro-Style connection terminals for all wiring. This feature greatly reduces the time required to wire the card frame assembly.

The Model 857B card frame package will allow mounting of up to 10 audio modules, and is designed for use with the external power supply Model 66708. The external power supply has sufficient current rating to allow multiple power amplifiers to be mounted within a single card frame, and/or to power multiple card frames in larger systems. Busing, and connections are similar to the Model 858B package. In order to accommodate the wide variety of grounding schemes encountered in large audio systems, both card frame packages incorporate a ground-lift switch. The switch allows the INTEGRA III SYSTEM to interface with any other equipment grounding requirement.

For additional information or applications assistance contact:

SALES ENGINEERING

## Accessories

EXTERNAL POWER SUPPLY.....MODEL 66708  
Rack mount power supply 19" x 3.5". Provides bipolar power up to 4 amps.

**Protech Audio Corporation**  
192 Cedar River Road  
Indian Lake, New York 12842  
VOICE - 518-648-6410 FAX 518-648-6395  
[www.protechaudio.com](http://www.protechaudio.com)

**AUTHORIZED DEALER**

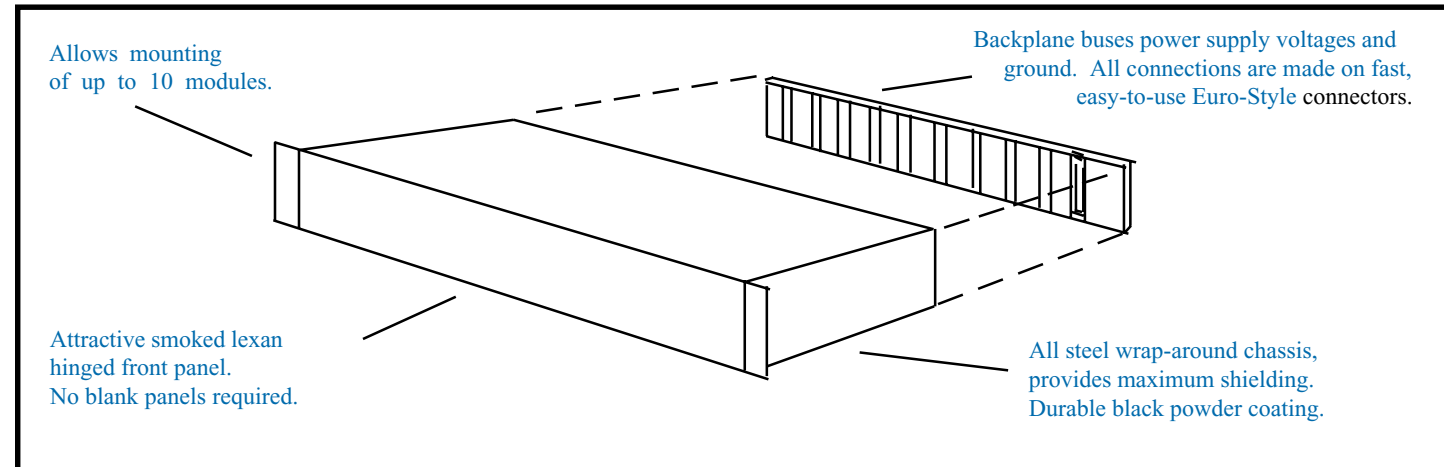


Engineering Data

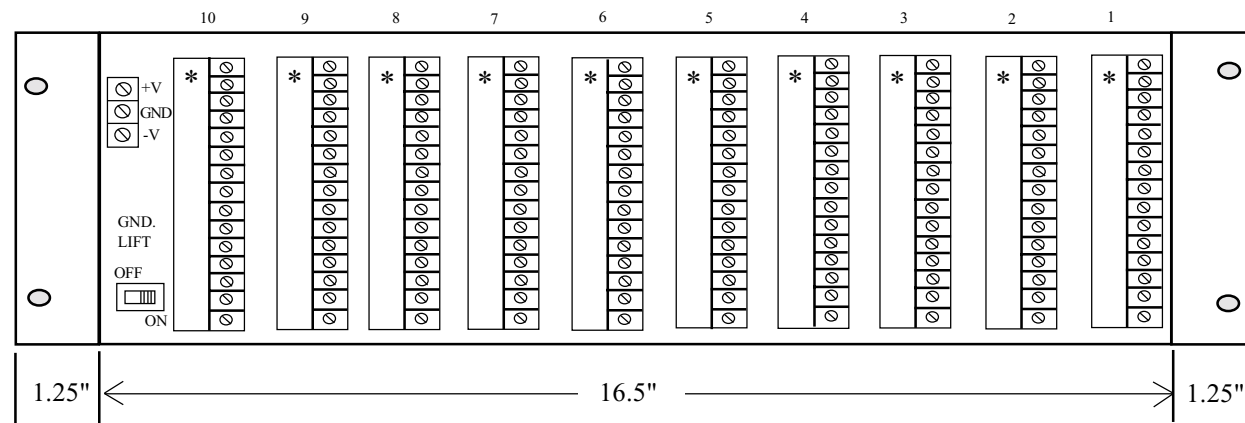
1/03

CARD FRAME PACKAGES

# MODEL 857B CARD FRAME PACKAGE



## REAR VIEW CARD FRAME ASSEMBLY

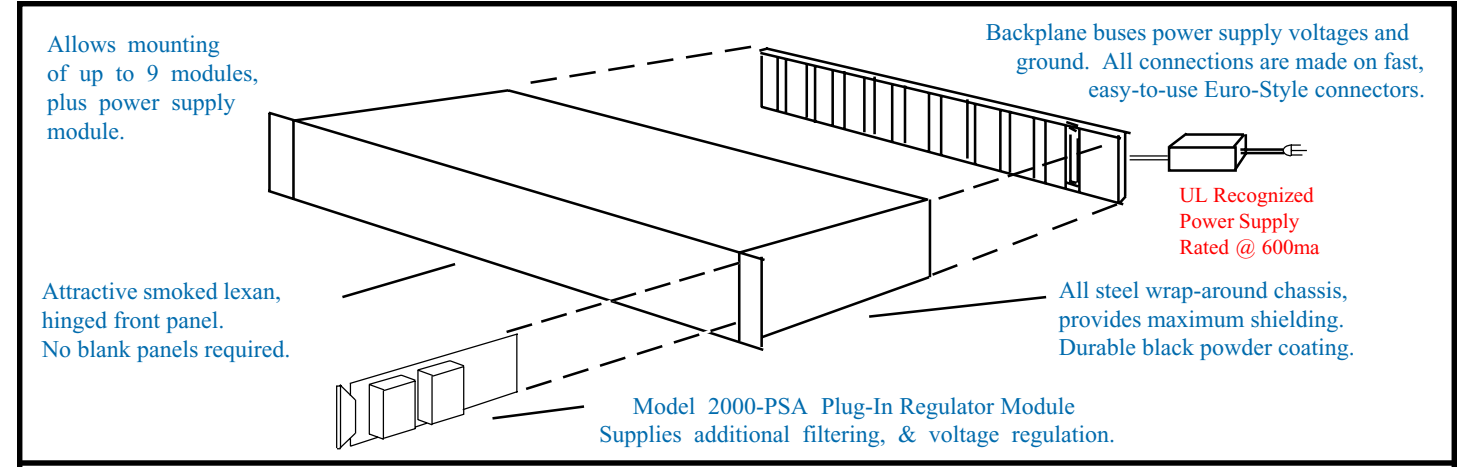


### Design Features

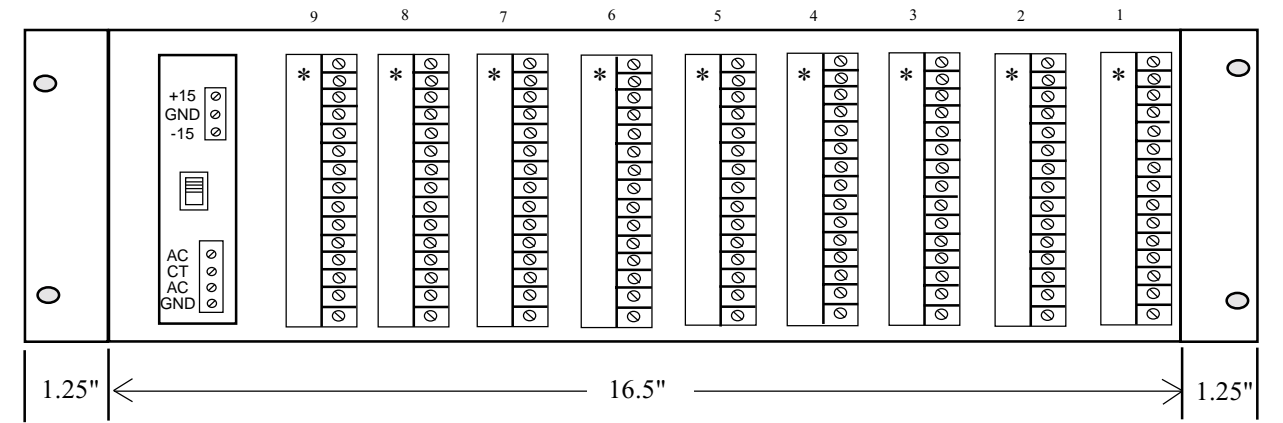
Each card frame is fabricated at the factory, based on the number and types of modules ordered. Application assistance is available, at no charge, for all projects. Complete wiring diagrams and trimpot function information is supplied with each installation and operation manual. Sample #1 is modules with no gain trimpots on backplane. Sample #2 is switching modules. Samples #3 & #4 are modules with gain or threshold trimpots mounted on backplane. Terminals 3, 8, & 13 are ground on all card slots. The ground terminals are used to terminate shields, and for ground closure activation of switching module functions.

Sample #1	Sample #2	Sample #3	Sample #4
1 ⊗	⊗ 16	1 ⊗	⊗ 16
2 ⊗	⊗ 17	2 ⊗	⊗ 17
3 ⊗ - GND	⊗ 18	3 ⊗	⊗ 18
4 ⊗	⊗ 19	4 ⊗	⊗ 19
5 ⊗	⊗ 20	5 ⊗	⊗ 20
6 ⊗	⊗ 21	6 ⊗	⊗ 21
7 ⊗	⊗ 22	7 ⊗	⊗ 22
8 ⊗ - GND	⊗ 23	8 ⊗	⊗ 23
9 ⊗	⊗ 24	9 ⊗	⊗ 24
10 ⊗	⊗ 25	10 ⊗	⊗ 25
11 ⊗	⊗ 26	11 ⊗	⊗ 26
12 ⊗	⊗ 27	12 ⊗	⊗ 27
13 ⊗ - GND	⊗ 28	13 ⊗	⊗ 28
14 ⊗	⊗ 29	14 ⊗	⊗ 29
15 ⊗	⊗ 30	15 ⊗	⊗ 30

# MODEL 858B CARD FRAME PACKAGE



## Rear View Card Frame Assembly



### Design Features

Each card frame is fabricated at the factory, based on the number and types of modules ordered. Application assistance is available, at no charge, for all projects. Complete wiring diagrams and trimpot function information is supplied with each installation and operation manual. Sample #1 is modules with no gain trimpots on backplane. Sample #2 is switching modules. Samples #3 & #4 are modules with gain or threshold trimpots mounted on backplane. Terminals 3, 8, & 13 are ground on all card slots. The ground terminals are used to terminate shields, and for ground closure activation of switching module functions.

Sample #1	Sample #2	Sample #3	Sample #4
1 ⊗	⊗ 16	1 ⊗	⊗ 16
2 ⊗	⊗ 17	2 ⊗	⊗ 17
3 ⊗ - GND	⊗ 18	3 ⊗	⊗ 18
4 ⊗	⊗ 19	4 ⊗	⊗ 19
5 ⊗	⊗ 20	5 ⊗	⊗ 20
6 ⊗	⊗ 21	6 ⊗	⊗ 21
7 ⊗	⊗ 22	7 ⊗	⊗ 22
8 ⊗ - GND	⊗ 23	8 ⊗	⊗ 23
9 ⊗	⊗ 24	9 ⊗	⊗ 24
10 ⊗	⊗ 25	10 ⊗	⊗ 25
11 ⊗	⊗ 26	11 ⊗	⊗ 26
12 ⊗	⊗ 27	12 ⊗	⊗ 27
13 ⊗ - GND	⊗ 28	13 ⊗	⊗ 28
14 ⊗	⊗ 29	14 ⊗	⊗ 29
15 ⊗	⊗ 30	15 ⊗	⊗ 30